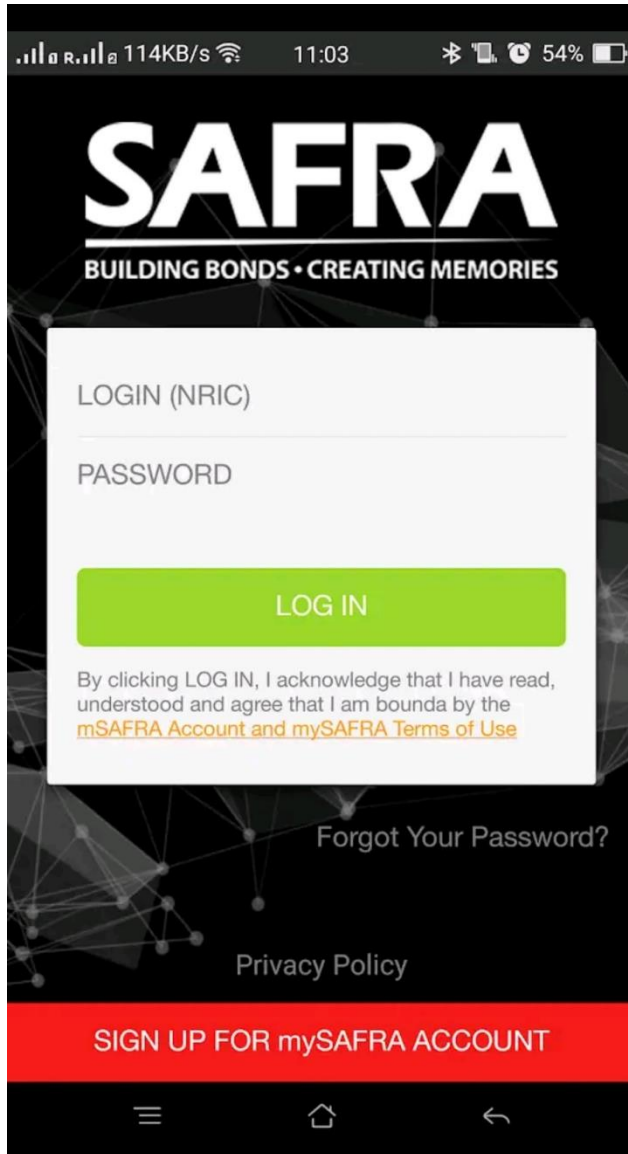


Access your PREP4NS E1 e-card now on mSAFRA APP

1 Scan QR code to download mSAFRA app



Or visit www.safra.sg/msafra



2

Are you an existing mSAFRA user?

If yes, log in and skip to step 5.

If you are a new mSAFRA user, click on "SIGN UP FOR mySAFRA ACCOUNT."

For new mSAFRA user

15:18
Search 4G

< mySAFRA Sign Up

Please fill in your information below marked with (*)

Log In Information * required fields

Member ID
(For SAFRA Members Only)

* NRIC
(4 last Characters Only)

* Password

* Retype Password

Personal Information

* Nationality N/A v

* Email N/A

* Name N/A

Gender Male Female

* Date of Birth YYYY/MM/DD

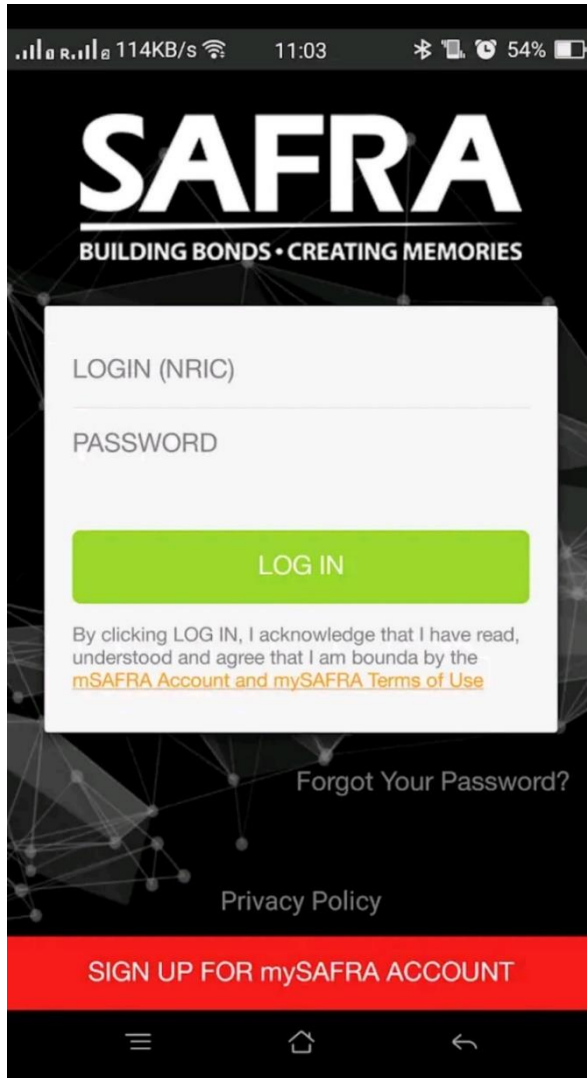
Contact Information

* Mobile number N/A

3

Fill in the necessary information indicated in the form and click “Submit”.

For new mSAFRA user

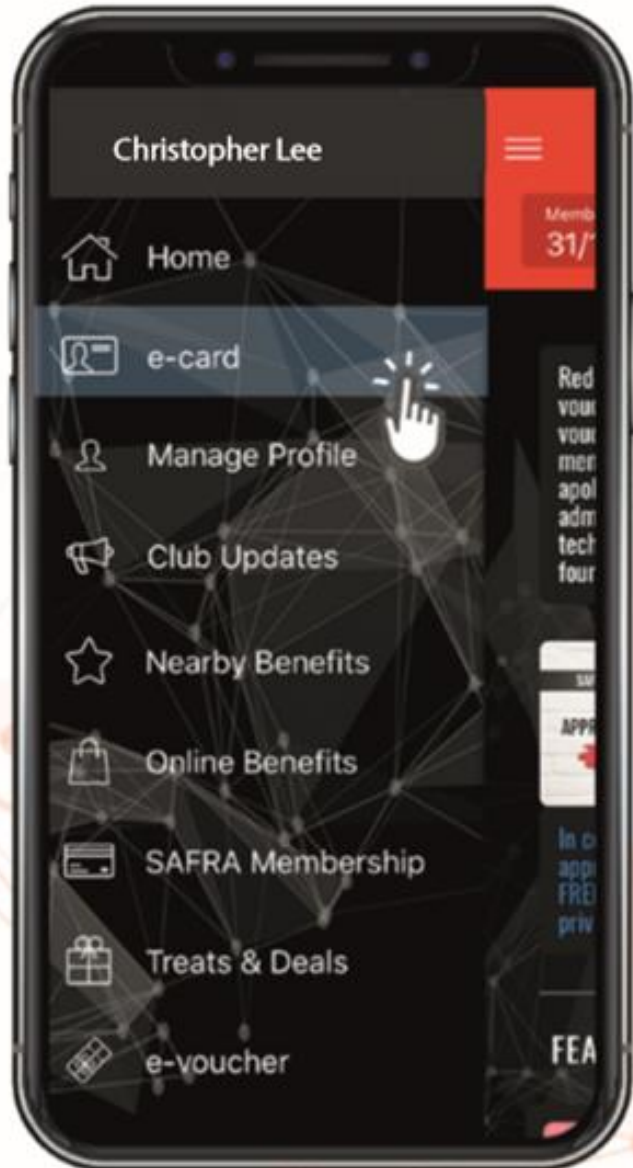


4

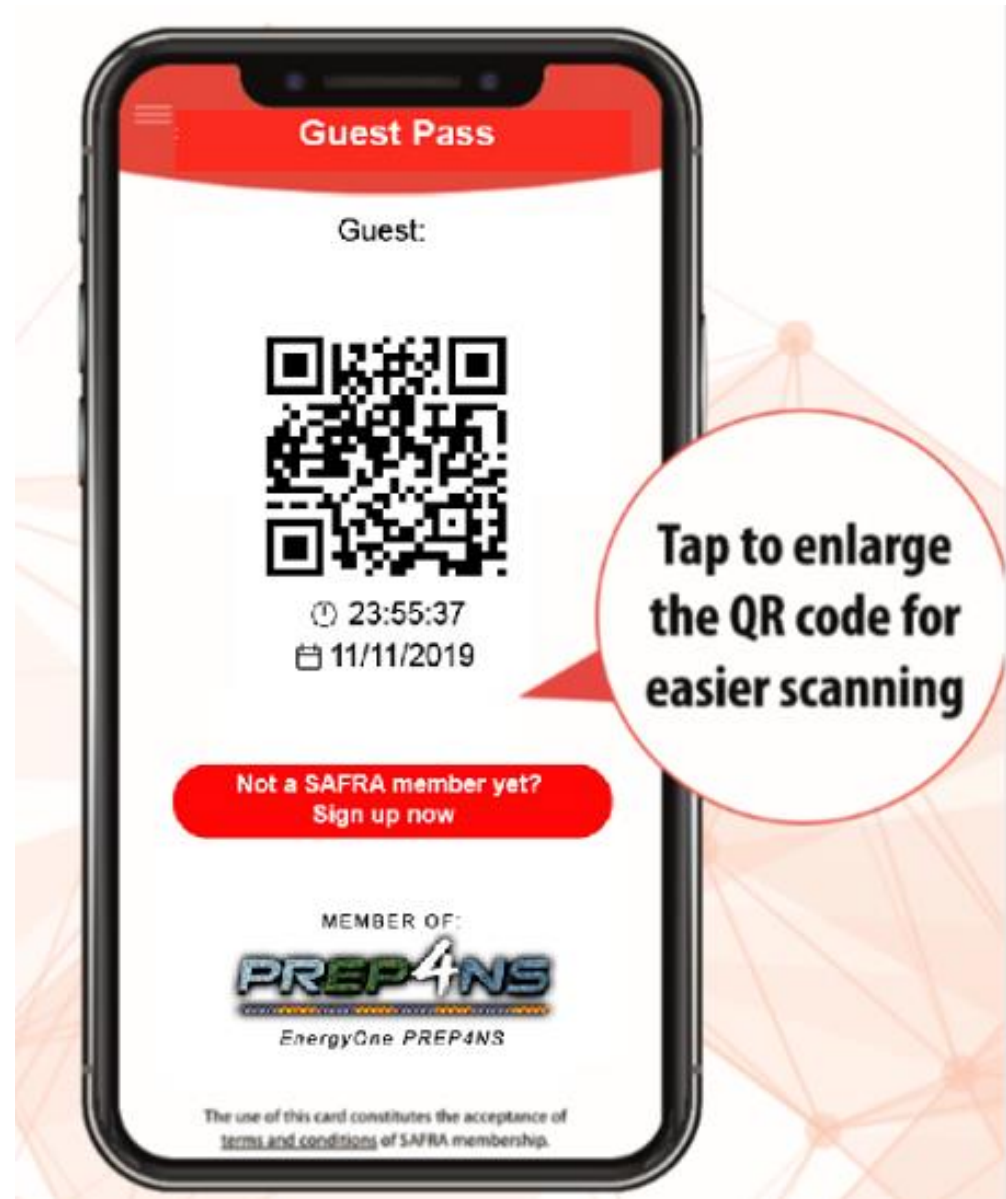
Go to your specified email to activate your account.

And LOG IN.

5 Tap on “e-card”



6 Scan or flash your E1 e-card



If you have any queries regarding registration for Full-time National Service, please visit the [CMPB](#) website or contact the NS Call Centre at contact@ns.sg/1800-367-6767 (1800-eNSNSNS).

If you have any queries regarding the e-card access or details for PREP4NS, you can visit www.safra.sg/PREP4NS or email us at prep4NS@safra.sg or WhatsApp at 9199 4054, from Mon to Fri between 0900hrs to 1800hrs.